

THEME:	Global Water Awareness and Active Citizenship
SCOPE & SEQUENCE UNIT:	Non Fiction reading Internet Research
OBJECTIVE:	Using organizer to guide internet research. the Internet for research
ACTIVITY:	Research Internet websites and use adapted Shapes Summary Structure to organize research

Notes:	In-class activity. Access to computer lab and Internet
Time:	70 minutes (and potentially a second lesson for completing work)

Skills:

- ◆ Critical and creative thinking
- ◆ Global, Local and Cross Cultural Understanding
- ◆ Media literacy, communication and information management
- ◆ Ecological literacy
- ◆ Reading, writing and oral language

Objectives:

- ◆ Students will be able to use a graphic organizer/summary structure to guide their review of websites.
- ◆ Students critically assess internet sites for non-fiction information

Background Information:

This lesson is the fourth lesson in the integrated unit on Global Water Awareness. Students are introduced to an additional way to do research on a topic through the internet.

Vocabulary:

Active Citizenship
THIEVES acronym

Materials:

Graphic Organizer/Shape/Summary Structure: regular and internet
Pre-copied articles from: One Well, WATER, Saving Water
THIEVES flipchart/Steps to reading using summary shapes flipchart
Student Exit passes
THIEVES checklists

Websites to visit handout
Dock, computer, Youtube clips

Teaching/Learning Sequence:

INTRODUCTION: Show short clips

<http://www.youtube.com/watch?v=BkNY78B2Jio>

http://www.youtube.com/watch?v=wXR4Z_NBD-E

LAST CLASS we continued to read non-fiction material and used shapes to guide our reading and we learned another strategy THIEVES.... – review strategies and steps.

BRIEF review of Shapes Summary Structure and steps to preview non-fiction.
Pre-made flipchart of steps used previously.

EXEMPLAR of student completed 'shapes summary structure' on overhead. Read with class.

NOTE: GOAL – 3 articles per person.

INTRODUCE: website research using same organizer with slight modification.....identification of title of website and address.

ASK students.....what are some of the things to consider when looking at sites on the internet?

BRAINSTORM on flip-chart

MODEL looking at a website and project on screen.

EXAMPLE of shapes summary structure completed (in advance)for website.

TASK students continue to work on summary structure and reading of non-fiction. 2 articles must be completed before internet research.

Remember that the goal is to read 3 articles. Once two are completed, you can begin internet research and an option is to do the third article for homework.

HANDOUT previously completed structures and internet research organizer for those who are ready.

PRE-MADE list of websites to visit for those students who are ready for internet research. Also encourage further searching. These are simply sites to get started with.

Reflection Discussion:**MINI ASSESSMENT:** Student EXIT PASS

Students fill out on pre-made mini sheet. Two things learned and one question they have related to “Global Water Issues” and information read today.

Student Page:

Summary Structure

Summary structure Internet Research

Resources:

Caren Cameron : Practical Ideas to Spark up the Year

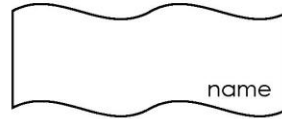
One Well: The Story of Water On Earth (Rochelle Strauss)

Improving our Environment ; Saving Water (Jen Green)

DK Eyewitness Water (John Woodward)

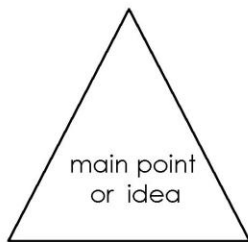
Nonfiction Reading Power (Adrienne Gear)

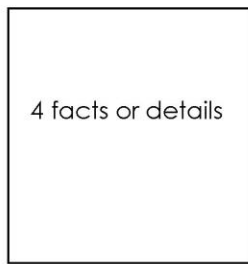
SUMMARY STRUCTURE



Title: _____

Question: _____





✓	_____

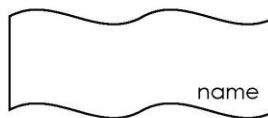
✓	_____

✓	_____

✓	_____

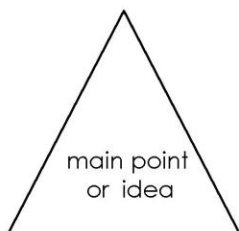


SUMMARY STRUCTURE INTERNET RESEARCH



Website Title: _____

Address: _____





✓

✓

✓

✓